

# Candy Dish

Quilt is 14" x 28".



*Moda fabric:*

## Dancing in the Rain

*by:*

*Laundry Basket Quilts*

**Moda Candy:**

12-2½" x 2½" Light squares  
20-2½" x 2½" Medium/Dark squares

**Background:** (½ yard)

1-15½" x 15½" cut twice diagonally  
2-8" x 8" cut once diagonally  
4-6½" x 2½" rectangles  
1-4⅞" x 4⅞" cut once diagonally

**Handles, Base & Binding:** (⅓ yard)

3-2½" x WOF strips (Binding)  
2-2⅞" x 2⅞" cut once diagonally  
4 Handles from template

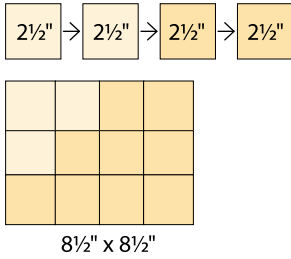
**Backing:** ½ yard

*So yummy...you can't sew just one*

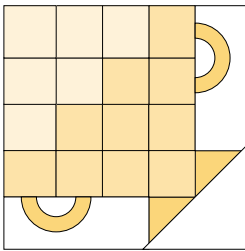
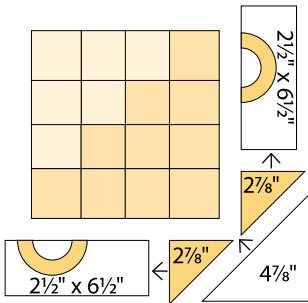


*moda*

**1 Block:** Assemble the Block as shown. Refer to the quilt for the color placement.

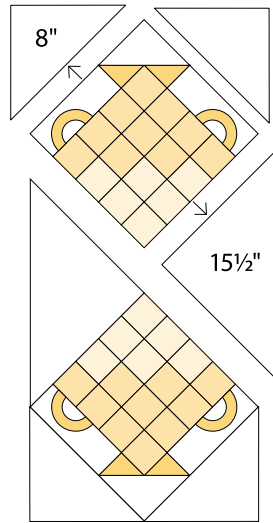


Use your appliqué method of choice to add the handles to the 2 1/2" x 6 1/2" Background rectangles.



Block  
10 1/2" x 10 1/2"  
with seams  
Repeat to make 2 Blocks.

**2 Assembly:** Add the Background triangles.



**3** Straighten the quilt sides if necessary. Sew 3-2 1/2" x WOF Binding strips together. Layer, quilt and bind. ENJOY!

